



**PANDUAN PENGGUNAAN
APLIKASI**

| DIGITAL GOLD

SELLER

Year 2024
Version 1.0

Contents

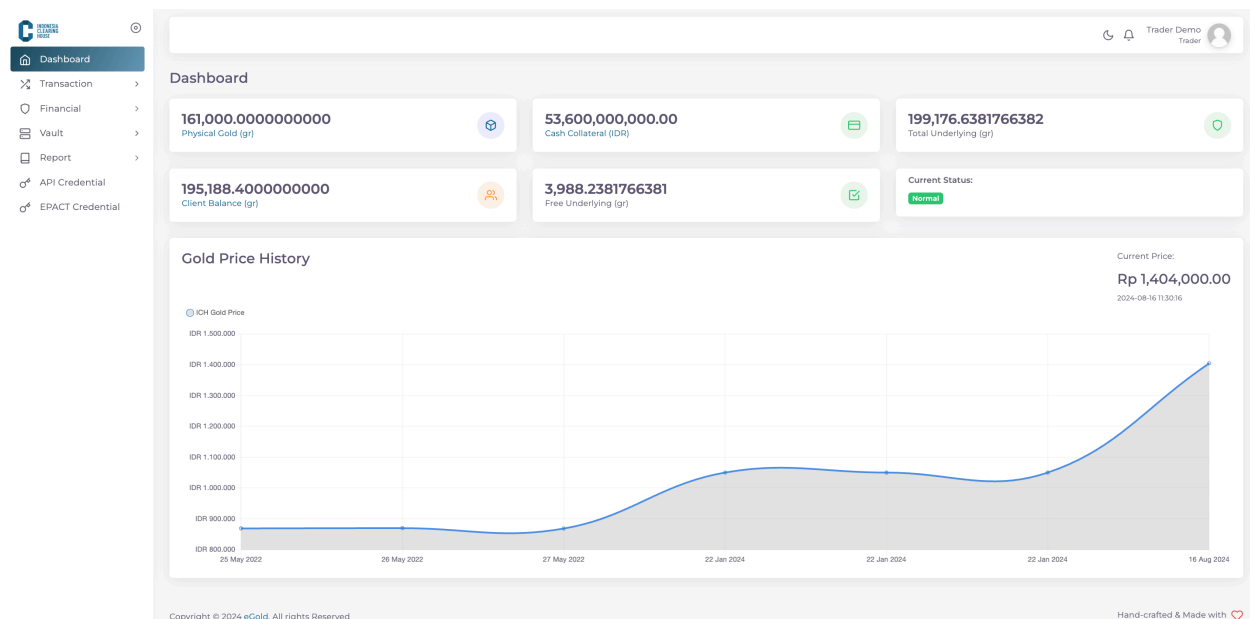
Akses ke aplikasi E-GOLD.....	3
Menu.....	4
1. Transaction.....	5
1.1 Client Transaction.....	5
1.2 Suspend Transaction.....	9
2. Financial.....	11
2.1 Financial Transaction.....	11
3. Vault.....	12
3.1 Gold Balance.....	12
3.2 Gold Transaction.....	13
4. Report.....	14
4.1 Clearing Summary.....	14
4.2 Status Trader.....	16
4.3 Trade History Report.....	18
4.4 Client Balance.....	21
4.5 Fee Detail.....	24
4.6 Fee Invoices.....	26
5. API Credential.....	29
6. Epact Credential.....	30
7. Notification.....	31
8. Profile.....	32
8.1 Edit Password.....	32
8.2 Logout.....	33

Akses ke aplikasi E-GOLD

Untuk memulai menggunakan aplikasi E-Gold silakan akses ke <https://digitalgold.ich.co.id/login> melalui browser pada laptop/ computer. Gunakan google chrome untuk pengalaman yang lebih baik. Setelah klik link diatas, akan tampil halaman login seperti berikut :



Lakukan login dengan menginput email dan password yang sudah diberikan, kemudian klik tombol login. Halaman akan menampilkan halaman dashboard atau home dari E-Gold.



Menu

Pada panel sebelah kiri terdapat menu-menu yang terdiri dari :

- Dashboard
- Transaction (Client Transaction)
- Transaction (Suspend Transaction)
- Financial (Financial Transaction)
- Vault (Gold Balance)
- Vault (Gold Transaction)
- Report (Clearing Summary)
- Report (Status Trader)
- Report (Trade History Report)
- Report (Client Balance)
- Report (Fee Detail)
- Report (Fee Invoices)

Jika seller telah berhasil login ke dalam sistem E-Gold, maka akan diarahkan ke halaman dashboard yang berisi informasi statistik dari *Physical Gold*, *Client Balance*, *Total Underlying*, *Cash Collateral*, *Free Underlying*, *Current Status*, serta bagan *Gold Price History*.

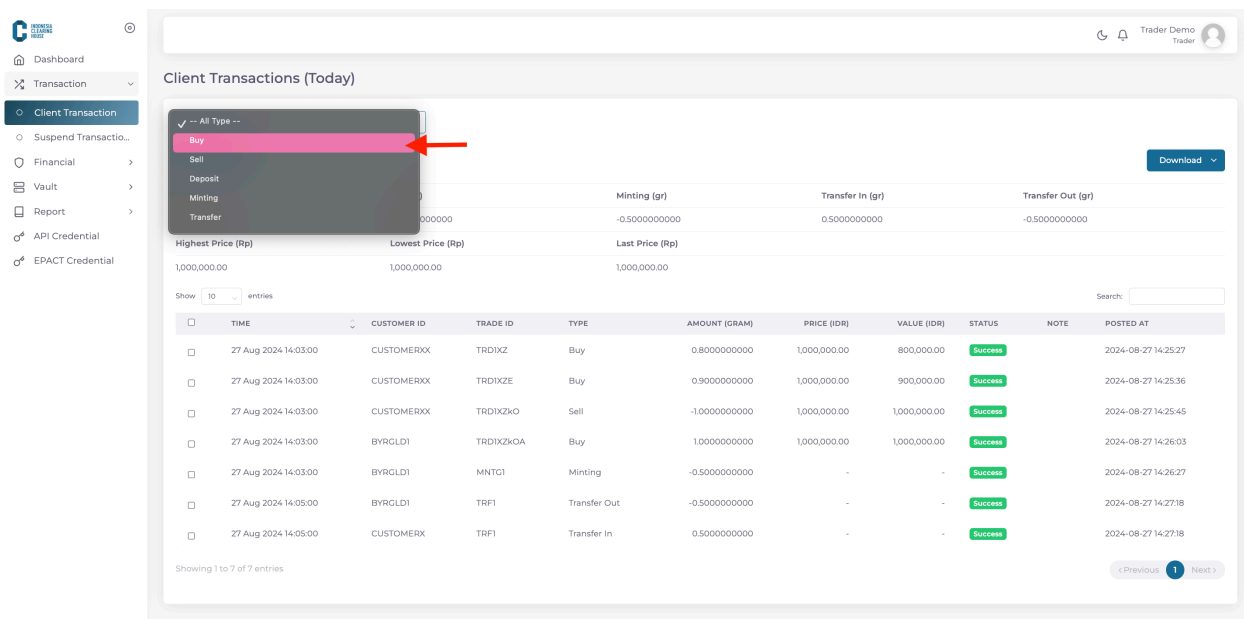


1. Transaction

1.1 Client Transaction

Halaman Client Transaction (today) dapat menampilkan data transaksi yang didaftarkan ke ICDX pada hari yang bersangkutan (today/running registration) termasuk data highest price, lowest price, dan last price dari jumlah transaksi sesuai tipe.

Untuk dapat memfilter tipe transaksi, klik dropdown all type dan pilih transaksi yang ingin di tampilkan.



The screenshot displays the 'Client Transactions (Today)' page. A dropdown menu is open, showing transaction types: Buy, Sell, Deposit, Minting, and Transfer. A red arrow points to the 'Buy' option. Below the dropdown, there are summary statistics for Highest Price (Rp), Lowest Price (Rp), and Last Price (Rp). A table lists individual transactions with columns for Time, Customer ID, Trade ID, Type, Amount (Gram), Price (IDR), Value (IDR), Status, Note, and Posted At. The table shows 7 entries, all with a 'Success' status.

TIME	CUSTOMER ID	TRADE ID	TYPE	AMOUNT (GRAM)	PRICE (IDR)	VALUE (IDR)	STATUS	NOTE	POSTED AT
27 Aug 2024 14:03:00	CUSTOMERXX	TRDIXZ	Buy	0.8000000000	1,000,000.00	800,000.00	Success		2024-08-27 14:25:27
27 Aug 2024 14:03:00	CUSTOMERXX	TRDIXZE	Buy	0.9000000000	1,000,000.00	900,000.00	Success		2024-08-27 14:25:36
27 Aug 2024 14:03:00	CUSTOMERXX	TRDIXZKO	Sell	-1.0000000000	1,000,000.00	1,000,000.00	Success		2024-08-27 14:25:45
27 Aug 2024 14:03:00	BYRGLD1	TRDIXZKOA	Buy	1.0000000000	1,000,000.00	1,000,000.00	Success		2024-08-27 14:26:03
27 Aug 2024 14:03:00	BYRGLD1	MNTG1	Minting	-0.5000000000	-	-	Success		2024-08-27 14:26:27
27 Aug 2024 14:05:00	BYRGLD1	TRF1	Transfer Out	-0.5000000000	-	-	Success		2024-08-27 14:27:18
27 Aug 2024 14:05:00	CUSTOMERX	TRF1	Transfer In	0.5000000000	-	-	Success		2024-08-27 14:27:18

Halaman client transaction juga dapat melakukan pembatalan transaksi yang hanya dilakukan dalam satu hari kerja sebelum proses End Of Day (EOD). Bila proses EOD sudah berjalan, maka pembatalan transaksi tidak dapat diproses.

Untuk dapat melakukan pembatalan transaksi, user dapat mencentang checkbox pada transaksi yang akan dibatalkan. Lalu klik dropdown apply action dan pilih request cancel transaction.

Client Transactions (Today)

-- All Type --

Apply Actions

Request Cancel Transaction

Sell (gr) Minting (gr) Transfer In (gr) Transfer Out (gr)

2,700,000,000.00 -1,000,000,000.00 -0,500,000,000.00 0,500,000,000.00 -0,500,000,000.00

Highest Price (Rp) Lowest Price (Rp) Last Price (Rp)

1,000,000.00 1,000,000.00 1,000,000.00

Show 10 entries

TIME	CUSTOMER ID	TRADE ID	TYPE	AMOUNT (GRAM)	PRICE (IDR)	VALUE (IDR)	STATUS	NOTE	POSTED AT
27 Aug 2024 14:03:00	CUSTOMERXX	TRDIXZ	Buy	0.8000000000	1,000,000.00	800,000.00	Success		2024-08-27 14:25:27
27 Aug 2024 14:03:00	CUSTOMERXX	TRDIXZE	Buy	0.9000000000	1,000,000.00	900,000.00	Success		2024-08-27 14:25:36
27 Aug 2024 14:03:00	CUSTOMERXX	TRDIXZKO	Sell	-1.0000000000	1,000,000.00	1,000,000.00	Success		2024-08-27 14:25:45
27 Aug 2024 14:03:00	BYRGLD1	TRDIXZKGA	Buy	1.0000000000	1,000,000.00	1,000,000.00	Success		2024-08-27 14:26:03
27 Aug 2024 14:03:00	BYRGLD1	MNTGI	Minting	-0.5000000000	-	-	Success		2024-08-27 14:26:27
27 Aug 2024 14:05:00	BYRGLD1	TRFI	Transfer Out	-0.5000000000	-	-	Success		2024-08-27 14:27:18
27 Aug 2024 14:05:00	CUSTOMERX	TRFI	Transfer In	0.5000000000	-	-	Success		2024-08-27 14:27:18

Showing 1 to 7 of 7 entries

Setelah itu akan muncul pop up konfirmasi lalu klik ok.

dashboard.dev-digitalgold.ich.co.id says
Are you sure?

Cancel OK

Client Transactions (Today)

-- All Type --

Apply Actions

Request Cancel Transaction

Sell (gr) Minting (gr) Transfer In (gr) Transfer Out (gr)

2,700,000,000.00 -1,000,000,000.00 -0,500,000,000.00 0,500,000,000.00 -0,500,000,000.00

Highest Price (Rp) Lowest Price (Rp) Last Price (Rp)

1,000,000.00 1,000,000.00 1,000,000.00

Show 10 entries

TIME	CUSTOMER ID	TRADE ID	TYPE	AMOUNT (GRAM)	PRICE (IDR)	VALUE (IDR)	STATUS	NOTE	POSTED AT
27 Aug 2024 14:03:00	CUSTOMERXX	TRDIXZ	Buy	0.8000000000	1,000,000.00	800,000.00	Success		2024-08-27 14:25:27
27 Aug 2024 14:03:00	CUSTOMERXX	TRDIXZE	Buy	0.9000000000	1,000,000.00	900,000.00	Success		2024-08-27 14:25:36
27 Aug 2024 14:03:00	CUSTOMERXX	TRDIXZKO	Sell	-1.0000000000	1,000,000.00	1,000,000.00	Success		2024-08-27 14:25:45
27 Aug 2024 14:03:00	BYRGLD1	TRDIXZKGA	Buy	1.0000000000	1,000,000.00	1,000,000.00	Success		2024-08-27 14:26:03
27 Aug 2024 14:03:00	BYRGLD1	MNTGI	Minting	-0.5000000000	-	-	Success		2024-08-27 14:26:27
27 Aug 2024 14:05:00	BYRGLD1	TRFI	Transfer Out	-0.5000000000	-	-	Success		2024-08-27 14:27:18
27 Aug 2024 14:05:00	CUSTOMERX	TRFI	Transfer In	0.5000000000	-	-	Success		2024-08-27 14:27:18

Showing 1 to 7 of 7 entries

Request cancel transaction berhasil dilakukan dan status transaksi menjadi waiting approval for cancellation.

Client Transactions (Today)

-- All Type --

Apply Actions Download

Buy (gr)	Sell (gr)	Minting (gr)	Transfer In (gr)	Transfer Out (gr)
2.7000000000	-1.0000000000	-0.5000000000	0.5000000000	-0.5000000000
Highest Price (Rp)	Lowest Price (Rp)	Last Price (Rp)		
1,000,000.00	1,000,000.00	1,000,000.00		

Show 10 entries

TIME	CUSTOMER ID	TRADE ID	TYPE	AMOUNT (GRAM)	PRICE (IDR)	VALUE (IDR)	STATUS	NOTE	POSTED AT
27 Aug 2024 14:03:00	CUSTOMERXX	TRDIXZ	Buy	0.8000000000	1,000,000.00	800,000.00	Success		2024-08-27 14:25:27
27 Aug 2024 14:03:00	CUSTOMERXX	TRDIXZE	Buy	0.9000000000	1,000,000.00	900,000.00	Success		2024-08-27 14:25:36
27 Aug 2024 14:03:00	CUSTOMERXX	TRDIXZkO	Sell	-1.0000000000	1,000,000.00	1,000,000.00	Success		2024-08-27 14:25:45
27 Aug 2024 14:03:00	BYRGLD1	TRDIXZkOA	Buy	1.0000000000	1,000,000.00	1,000,000.00	Success		2024-08-27 14:26:03
27 Aug 2024 14:03:00	BYRGLD1	MNTG1	Minting	-0.5000000000	-	-	Success		2024-08-27 14:26:27
27 Aug 2024 14:05:00	BYRGLD1	TRF1	Transfer Out	-0.5000000000	-	-	Success		2024-08-27 14:27:18
27 Aug 2024 14:05:00	CUSTOMERX	TRF1	Transfer In	0.5000000000	-	-	Success	Waiting approval for Cancellation	2024-08-27 14:27:18

Showing 1 to 7 of 7 entries

Status waiting approval for cancellation akan berubah success apabila telah dilakukan approval oleh ICDX.

Data client transaction dapat di unduh dengan format excel atau pdf. Untuk dapat mengunduh data, klik tombol download lalu pilih format yang akan digunakan.

Client Transactions (Today)

-- All Type --

Apply Actions Download

Buy (gr)	Sell (gr)	Minting (gr)	Transfer In (gr)	Transfer Out (gr)
2.7000000000	-1.0000000000	-0.5000000000	0.5000000000	-0.5000000000
Highest Price (Rp)	Lowest Price (Rp)	Last Price (Rp)		
1,000,000.00	1,000,000.00	1,000,000.00		

Show 10 entries

TIME	CUSTOMER ID	TRADE ID	TYPE	AMOUNT (GRAM)	PRICE (IDR)	VALUE (IDR)	STATUS	NOTE	POSTED AT
27 Aug 2024 14:03:00	CUSTOMERXX	TRDIXZ	Buy	0.8000000000	1,000,000.00	800,000.00	Success		2024-08-27 14:25:27
27 Aug 2024 14:03:00	CUSTOMERXX	TRDIXZE	Buy	0.9000000000	1,000,000.00	900,000.00	Success		2024-08-27 14:25:36
27 Aug 2024 14:03:00	CUSTOMERXX	TRDIXZkO	Sell	-1.0000000000	1,000,000.00	1,000,000.00	Success		2024-08-27 14:25:45
27 Aug 2024 14:03:00	BYRGLD1	TRDIXZkOA	Buy	1.0000000000	1,000,000.00	1,000,000.00	Success		2024-08-27 14:26:03
27 Aug 2024 14:03:00	BYRGLD1	MNTG1	Minting	-0.5000000000	-	-	Success		2024-08-27 14:26:27
27 Aug 2024 14:05:00	BYRGLD1	TRF1	Transfer Out	-0.5000000000	-	-	Success		2024-08-27 14:27:18
27 Aug 2024 14:05:00	CUSTOMERX	TRF1	Transfer In	0.5000000000	-	-	Success	Waiting approval for Cancellation	2024-08-27 14:27:18

Showing 1 to 7 of 7 entries

Contoh data report dengan format excel.

PT INDONESIA CLEARING HOUSE									
Trade Report Trader Demo									
Statement per tanggal 20 Aug 2024									
Buy (Gr)	Sell (Gr)	Minting (Gr)	Transfer In (Gr)	Transfer Out (Gr)					
1,001.5600000000	0.0000000000	0.0000000000	0.0000000000	0.0000000000					
Highest Price (Rp)	Lowest Price (Rp)	Last Price (Rp)							
1.000.000,00	1.000.000,00	1.000.000,00							
Detail Trade									
Time	Customer ID	Trade ID	Type	Amount (Gr)	Price (Rp)	Value (Rp)	Status	Note	Posted At
2024-08-19 14:26:00	CUSTOMERXX	TRADE-1XX2345	Buy	1.5600000000	1000000.00	1560000.00000000000000	success		2024-08-20 16:11:02
2024-08-19 14:26:00	CUSTOMERXX	TRADE-1XX234	Buy	1000.0000000000	1000000.00	1000000.00000000000000	success		2024-08-20 11:01:02

Contoh data report dengan format pdf.



PT INDONESIA CLEARING HOUSE

Trade Report Trader Demo
Statement per tanggal 22 Aug 2024

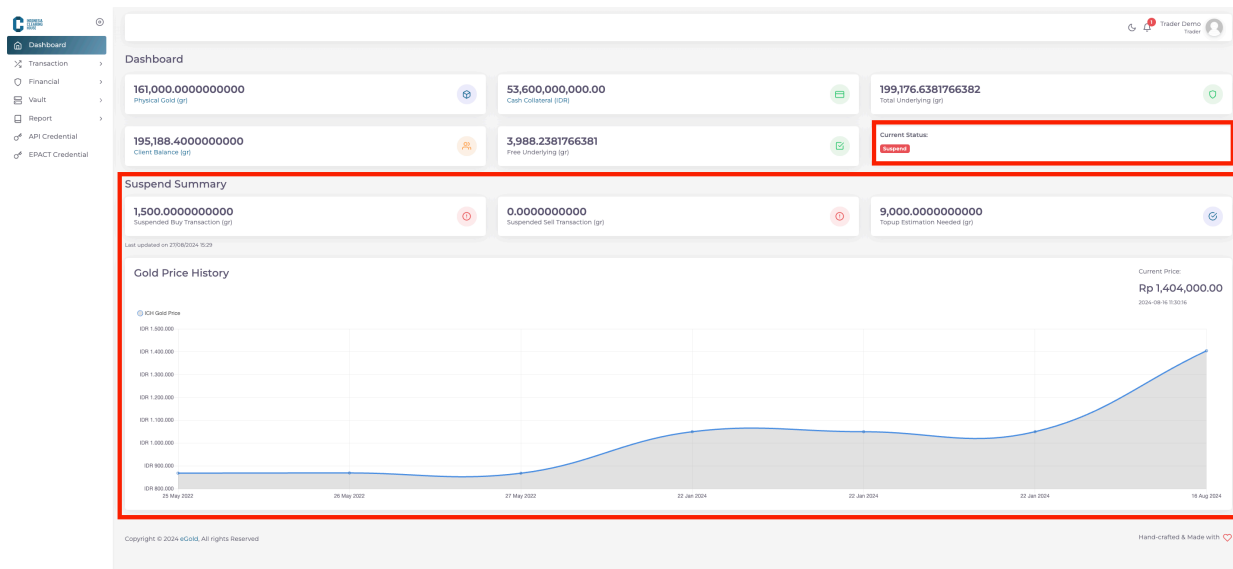
Buy (Gr)	Sell (Gr)	Minting (Gr)	Transfer In (Gr)	Transfer Out (Gr)
1.5600000000	-0.7000000000	0.0000000000	0.0000000000	0.0000000000
Highest Price (Rp)	Lowest Price (Rp)	Last Price (Rp)		
1.000.000,00	1.000.000,00	1.000.000,00		

Detail Trade									
Time	Customer ID	Trade ID	Type	Amount (Gr)	Price (Rp)	Value (Rp)	Status	Note	Posted At
2024-08-22 11:03:00	CUSTOMERXX	TRD1Xa	Sell	-0.7000000000	1000000.00	700000.00000000000000	success		2024-08-22 11:17:23
2024-08-22 11:03:00	CUSTOMERXX	TRD1233	Buy	1.5600000000	1000000.00	1560000.00000000000000	success		2024-08-22 11:17:08

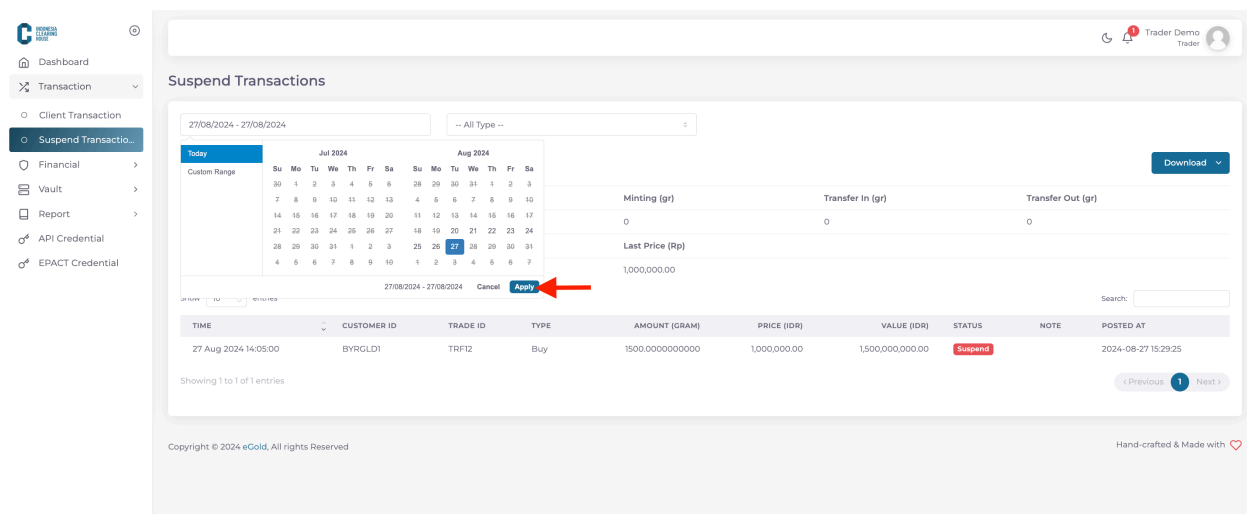
1.2 Suspend Transaction

Menu suspend transaction menampilkan data yang registrasi transaksi berstatus suspend. Contoh transaksi suspend, dikarenakan free underlying dibawah 2,500 gr maka akun tersebut statusnya akan menjadi suspend atau ditangguhkan sampai akun tersebut kembali melakukan top up emas fisik atau cash collateral.

Untuk current status suspend, pada halaman dashboard akan ditampilkan suspend summary yang terdapat informasi mengenai *suspend buy transaction*, *suspend sell transaction*, dan *topup estimation needed*.



Untuk dapat memfilter data suspend transaction, klik date range dan pilih tanggal atau rentang hari yang akan digunakan lalu klik tombol apply.



Data suspend transaction dapat di unduh dengan format excel atau pdf. Untuk dapat mengunduh data, klik tombol download lalu pilih format yang akan digunakan.

Suspend Transactions

27/08/2024 - 27/08/2024 -- All Type --

Buy (gr)	Sell (gr)	Minting (gr)	Transfer In (gr)	Transfer Out (gr)
1500.0000000000	0	0	0	0

Highest Price (Rp)	Lowest Price (Rp)	Last Price (Rp)
1,000,000.00	1,000,000.00	1,000,000.00

Show 10 entries Search:

TIME	CUSTOMER ID	TRADE ID	TYPE	AMOUNT (GRAM)	PRICE (IDR)	VALUE (IDR)	STATUS	NOTE	POSTED AT
27 Aug 2024 14:05:00	BYRGLD1	TRF12	Buy	1500.0000000000	1,000,000.00	1,500,000,000.00	Suspend		2024-08-27 15:29:25

Showing 1 to 1 of 1 entries < Previous 1 Next >

Copyright © 2024 eGold. All rights Reserved. Hand-crafted & Made with ❤️

Contoh data report dengan format excel.

Buy (Gr)	Sell (Gr)	Minting (Gr)	Transfer In (Gr)	Transfer Out (Gr)
1,000.0000000000	0.0000000000	0.0000000000	0.0000000000	0.0000000000

Highest Price (Rp)	Lowest Price (Rp)	Last Price (Rp)
1.000.000,00	1.000.000,00	1.000.000,00

Detail Trade

Time	Customer ID	Trade ID	Type	Amount (Gr)	Price (Rp)	Value (Rp)	Status	Note	Posted At
2024-08-19 14:26:00	CUSTOMERXX	TRADE-1XX234	Buy	1000.0000000000	1000000.00	0000000.00000000000000	rejected		2024-08-20 09:18:59

Contoh data report dengan format pdf.

Buy (Gr)		Sell (Gr)		Minting (Gr)		Transfer In (Gr)		Transfer Out (Gr)	
1.000.0000000000		0.0000000000		0.0000000000		0.0000000000		0.0000000000	
Highest Price (Rp)		Lowest Price (Rp)		Last Price (Rp)					
1.000.000,00		1.000.000,00		1.000.000,00					
Detail Trade									
Time	Customer ID	Trade ID	Type	Amount (Gr)	Price (Rp)	Value (Rp)	Status	Note	Posted At
2024-08-19 14:26:00	CUSTOMERXX	TRADE-1XX234	Buy	1000.0000000000	1000000.00	1000000000.000000000000	rejected		2024-08-20 09:18:59

2. Financial

2.1 Financial Transaction

Menu ini digunakan untuk melihat transaksi keuangan akun pedagang. Untuk dapat memfilter data financial transaction, klik date range dan pilih tanggal atau rentang hari yang akan digunakan lalu klik tombol apply.

The screenshot shows the 'Financial Transaction' page in a web application. On the left is a navigation menu with options like Dashboard, Transaction, Financial, and Vault. The main area features a date range selector set to '01/08/2024 - 31/08/2024'. Below this is a calendar grid for August and September 2024. A table on the right displays transaction data with columns for 'AMOUNT (Rp)' and 'NOTE'. At the bottom of the date range selector, there are 'Cancel' and 'Apply' buttons, with a red arrow pointing to the 'Apply' button.

Halaman ini juga memiliki fitur pencarian data, yaitu dengan menginput keyword sesuai ID atau Amount pada kolom search lalu data akan muncul seperti berikut.

The screenshot shows the 'Financial Transaction' page. A search bar at the top right contains the text 'Aug'. Below the search bar is a table with the following data:

CREATED AT	AMOUNT (RP)	NOTE
19 Aug 2024 13:22:35	3,500,000,000.00	
07 Aug 2024 16:09:46	50,000,000,000.00	

Showing 1 to 2 of 2 entries (filtered from 3 total entries)

3. Vault

3.1 Gold Balance

Halaman ini menampilkan total dan detail emas fisik yang ditempatkan pada masing-masing tempat penyimpanan oleh pedagang emas.

The screenshot shows the 'Gold Balance' page. The table below lists the gold balance details:

Total	Amount
PT Untung Bersama Sejahtera (UBS) QQ ICH	161,000.0000000000 gr
Demo indogold QQ ICH	101,000.0000000000 gr
PT Advantage	0.0000000000 gr
PT Advantage SCM	0.0000000000 gr
PT Untung Bersama Sejahtera (UBS)	0.0000000000 gr
GUDANG EMAS GABBY	0.0000000000 gr
PT Pegadaian	0.0000000000 gr
PT Pegadaian	60,000.0000000000 gr

Last sync: 2024-08-09 14:32:22

3.2 Gold Transaction

Halaman ini menampilkan riwayat transaksi atas penempatan dan penarikan emas fisik dari tempat penyimpanan. Untuk memfilter tanggal transaksi dapat mengklik dropdown date dan pilih tanggal yang dibutuhkan. Halaman akan menampilkan data sesuai tanggal yang dipilih.

The screenshot shows the 'Gold Transaction' page with a date filter dropdown menu open. The dropdown menu lists various time periods: Today, Yesterday, 7 Days Ago, 30 Days Ago, This Month, Last Month (highlighted with a red arrow), and Custom Range. The main table displays transaction data with columns for AMOUNT (GR), VAULT NAME, and NOTE.

AMOUNT (GR)	VAULT NAME	NOTE
100.0000000000	PT Untung Bersama Sejahtera (UBS) QQ ICH	
40.0000000000	PT Untung Bersama Sejahtera (UBS) QQ ICH	
100.0000000000	PT Untung Bersama Sejahtera (UBS) QQ ICH	
200.0000000000	PT Untung Bersama Sejahtera (UBS) QQ ICH	
50.0000000000	PT Untung Bersama Sejahtera (UBS) QQ ICH	
10.0000000000	PT Untung Bersama Sejahtera (UBS) QQ ICH	
1.0000000000	PT Untung Bersama Sejahtera (UBS) QQ ICH	
1.0000000000	PT Untung Bersama Sejahtera (UBS) QQ ICH	
2.0000000000	PT Untung Bersama Sejahtera (UBS) QQ ICH	
10,000.0000000000	PT Advantage	

Untuk melakukan pencarian data, dapat menginput keyword yang dibutuhkan pada kolom searching.

The screenshot shows the 'Gold Transaction' page with a search filter applied. The search bar contains the keyword '100'. The table displays transaction data with columns for CREATED AT, AMOUNT (GR), VAULT NAME, and NOTE.

CREATED AT	AMOUNT (GR)	VAULT NAME	NOTE
31 Jul 2024 17:01:36	100.0000000000	PT Untung Bersama Sejahtera (UBS) QQ ICH	
31 Jul 2024 16:59:05	100.0000000000	PT Untung Bersama Sejahtera (UBS) QQ ICH	

4. Report

4.1 Clearing Summary

Halaman ini digunakan untuk menampilkan balance nasabah dan pedagang pada waktu tertentu. Untuk menampilkan laporan sesuai filter, klik menu report dan pilih clearing summary. Pilih daterange yang diperlukan lalu klik tombol view report.

The screenshot shows the e-GOLD dashboard with a 'Clearing Summary' modal window. The modal contains a 'Daterange' input field with the value '01/08/2024 - 23/08/2024' and a 'View Report' button. A red arrow points to the 'View Report' button. The background dashboard shows various financial metrics and a 'Gold Price History' chart.

Lalu halaman akan menampilkan laporan rekapitulasi emas digital sesuai filter datanya.

The screenshot displays the 'Laporan Rekapitulasi Emas Digital: Trader Demo' page. It features a table with the following columns: Description, Saldo Awal (01 Aug 2024), Mutasi, and Saldo Akhir (23 Aug 2024). The table lists various transactions and balances for gold digital assets.

Description	Saldo Awal 01 Aug 2024	Mutasi	Saldo Akhir 23 Aug 2024
Kas setara Emas	71.2250712251 gr	38.105.4131054131	38.176.6381766382
Saldo Kas	100,000,000.00 idr	53,600,000,000.00	53,600,000,000.00
Rekening Pedagang di ICH	100,000,000.00 idr	53,600,000,000.00	53,600,000,000.00
Emas Fisik	10,504.0000000000 gr	150,496.0000000000	161,000.0000000000
PT Untung Bersama Sejahtera (UBS) QQ ICH	504.0000000000 gr	100,496.0000000000	101,000.0000000000
Demo Indogold QQ ICH	0.0000000000 gr	0.0000000000	0.0000000000
PT Advantage	10,000.0000000000 gr	-10,000.0000000000	0.0000000000
PT Advantage SCM	0.0000000000 gr	0.0000000000	0.0000000000
PT Untung Bersama Sejahtera (UBS)	0.0000000000 gr	0.0000000000	0.0000000000
GUDANG EMAS GABBY	0.0000000000 gr	0.0000000000	0.0000000000
PT Pegadaian	0.0000000000 gr	0.0000000000	0.0000000000
PT Pegadaian	0.0000000000 gr	60,000.0000000000	60,000.0000000000
Total Saldo Emas Digital	10,575.2250712251 gr	188,601.4131054131	199,176.6381766382
Saldo Emas Digital Nasabah	8,274.2000000000 gr	187,915.4200000000	0.0000000000
Sisa Saldo Emas Digital Pedagang	2,301.0250712251 gr	685.9931054131	199,176.6381766382

Untuk mengunduh laporan registrasi emas dengan format excel atau pdf dapat mengklik tombol download dan pilih format yang diinginkan.

The screenshot shows the 'Laporan Rekapitulasi Emas Digital: Trader Demo' page. On the right side, there is a 'Download' button with a red arrow pointing to it. Below it are two smaller buttons: 'PDF' and 'Excel'.

Description		Saldo Awal 01 Aug 2024	Mutasi	Saldo Akhir 23 Aug 2024
Kas setara Emas	gr	71.2250712251	38,105.4131054131	38,176.6381766382
Saldo Kas	idr	100.000.000,00	53.500.000.000,00	53.600.000.000,00
Rekening Pedagang di ICH	idr	100.000.000,00	53.500.000.000,00	53.600.000.000,00
Emas Fisik	gr	10,504.0000000000	150,496.0000000000	161,000.0000000000
PT Untung Bersama Sejahtera (UBS) QQ ICH	gr	504.0000000000	100,496.0000000000	101,000.0000000000
Demo Indogold QQ ICH	gr	0.0000000000	0.0000000000	0.0000000000
PT Advantage	gr	10,000.0000000000	-10,000.0000000000	0.0000000000
PT Advantage SCM	gr	0.0000000000	0.0000000000	0.0000000000
PT Untung Bersama Sejahtera (UBS)	gr	0.0000000000	0.0000000000	0.0000000000
CUDANG EMAS GABBY	gr	0.0000000000	0.0000000000	0.0000000000
PT Pegadaian	gr	0.0000000000	0.0000000000	0.0000000000
PT Pegadaian	gr	0.0000000000	60,000.0000000000	60,000.0000000000
Total Saldo Emas Digital	gr	10,575.2250712251	188,601.4131054131	199,176.6381766382
Saldo Emas Digital Nasabah	gr	8,268.0000000000	187,915.4200000000	195,181.0000000000
Sisa Saldo Emas Digital Pedagang	gr	2,307.2250712251	685.9931054131	3,995.6381766382

Contoh laporan registrasi emas dengan format excel.

	A	B	C	D	E	F	G	H	I	J	K	L
1												
2	PT INDONESIA CLEARING HOUSE											
3	Laporan Rekapitulasi Emas Digital: Trader Demo											
4	Periode 01 Aug 2024 sampai 23 Aug 2024											
5	Description		Saldo Awal 01 Aug 2024	Mutasi	Saldo Akhir 23 Aug 2024							
6	Kas setara Emas	gr	71.225071225071	38105.413105413	38176.638176638							
7	Saldo Kas	idr	100000000.0000000000	500000000.0000000000	500000000.0000000000							
8	Rekening Pedagang di ICH	idr	100000000.0000000000	500000000.0000000000	500000000.0000000000							
9	Emas Fisik	gr	10504.0000000000	150496.0000000000	161000.0000000000							
10	PT Untung Bersama Sejal	gr	504.0000000000	100496.0000000000	101000.0000000000							
11	Demo Indogold QQ ICH	gr	0	0	0							
12	PT Advantage	gr	10000.0000000000	-10000.0000000000	0.0000000000							
13	PT Advantage SCM	gr	0	0	0							
14	PT Untung Bersama Sejal	gr	0	0	0							
15	GUDANG EMAS GABBY	gr	0	0	0							
16	PT Pegadaian	gr	0	0	0							
17	PT Pegadaian	gr	0	60000.0000000000	60000.0000000000							
18	Total Saldo Emas Digital	gr	10575.225071225	188601.41310541	199176.63817664							
19												
20	Saldo Emas Digital Nasab	gr	8268	187915.4200000000	195181							
21	Sisa Saldo Emas Digital Pe	gr	2307.2250712251	685.9931054131	3995.6381766382							
22												
23												
24												

Contoh laporan registrasi emas dengan format pdf.



PT INDONESIA CLEARING HOUSE

Laporan Rekapitulasi Emas Digital: Trader Demo
Periode 01 Aug 2024 sampai 23 Aug 2024

Description		Saldo Awal 01 Aug 2024	Mutasi	Saldo Akhir 23 Aug 2024
Kas setara Emas	gr	71.2250712251	38,105.4131054131	38,176.6381766382
Saldo Kas	idr	100.000.000,00	53.500.000.000,00	53.600.000.000,00
Rekening Pedagang di ICH	idr	100.000.000,00	53.500.000.000,00	53.600.000.000,00
Emas Fisik	gr	10,504.0000000000	150,496.0000000000	161,000.0000000000
PT Untung Bersama Sejahtera (UBS) QQ ICH	gr	504.0000000000	100,496.0000000000	101,000.0000000000
Demo Indogold QQ ICH	gr	0.0000000000	0.0000000000	0.0000000000
PT Advantage	gr	10,000.0000000000	-10,000.0000000000	0.0000000000
PT Advantage SCM	gr	0.0000000000	0.0000000000	0.0000000000
PT Untung Bersama Sejahtera (UBS)	gr	0.0000000000	0.0000000000	0.0000000000
GUDANG EMAS GABBY	gr	0.0000000000	0.0000000000	0.0000000000
PT Pegadaian	gr	0.0000000000	0.0000000000	0.0000000000
PT Pegadaian	gr	0.0000000000	60,000.0000000000	60,000.0000000000
Total Saldo Emas Digital	gr	10,575.2250712251	188,601.4131054131	199,176.6381766382
Saldo Emas Digital Nasabah	gr	8,268.0000000000	187,915.4200000000	195,181.0000000000
Sisa Saldo Emas Digital Pedagang	gr	2,307.2250712251	685.9931054131	3,995.6381766382

4.2 Status Trader

Halaman ini menampilkan laporan posisi emas fisik dan cash collateral yang mencerminkan kondisi saldo nasabah dan pedagang emas digital. Untuk menampilkan laporan ini dapat memilih pada menu eport, dapat memilih posisi tanggal dan waktu yang diinginkan lalu klik tombol view report.

Copyright © 2024 eGold. All rights Reserved. Hand-crafted & Made with ❤️

Report akan ditampilkan seperti berikut.

Status Trader: Trader Demo

Report Position: 2024-08-05 23:59 [View Report](#)

Status Trader: Trader Demo

Statement per tanggal 05 Aug 2024 23:59:59

Description	UOM	Nilai
Saldo Kas		
Kas	IDR	100,000,000.0000000000
Setara Emas	Gr	95,238,095,2381 gr
Emas Fisik	Gr	61,000,000,000,000,000 gr
Total Emas Digital	Gr	61,095,238,095,2381 gr
Saldo Emas Digital Nasabah	Gr	8,689,200,000,000,000 gr
Saldo Emas Digital Pedagang	Gr	52,406,038,095,2381 gr
Ratio		
Cash vs Total Collateral	%	0.15588464536243% Tidak boleh melebihi 30%
Saldo Emas Digital Pedagang	Gr	52,406,038,095,2381 gr Tidak boleh dibawah 2,500,000,000,000,000 Gr

Copyright © 2024 eGold. All rights Reserved. Hand-crafted & Made with ❤️

Untuk mengunduh report status trader dengan format excel atau pdf dapat mengklik tombol download dan pilih format yang diinginkan.

Status Trader: Trader Demo

Report Position: 2024-08-05 23:59 [View Report](#) [Download](#)

Status Trader: Trader Demo

Statement per tanggal 05 Aug 2024 23:59:59

Description	UOM	Nilai
Saldo Kas		
Kas	IDR	100,000,000.0000000000
Setara Emas	Gr	95,238,095,2381 gr
Emas Fisik	Gr	61,000,000,000,000,000 gr
Total Emas Digital	Gr	61,095,238,095,2381 gr
Saldo Emas Digital Nasabah	Gr	8,683,000,000,000,000 gr
Saldo Emas Digital Pedagang	Gr	52,412,238,095,2381 gr
Ratio		
Cash vs Total Collateral	%	0.15588464536243% Tidak boleh melebihi 30%
Saldo Emas Digital Pedagang	Gr	52,412,238,095,2381 gr Tidak boleh dibawah 2,500,000,000,000,000 Gr

Contoh report status trader dengan format excel.

INDONESIA CLEARING HOUSE		PT INDONESIA CLEARING HOUSE	
Status Trader: Trader Demo			
Statement per tanggal 05 Aug 2024 23:59:59			
Description	UOM	Nilai	
Saldo Kas			
Kas	IDR	100,000,000.0000000000	
Setara Emas	Gr	95.2380952381 gr	
Emas Fisik	Gr	61,000.0000000000 gr	
Total Emas Digital	Gr	61,095.2380952381 gr	
Saldo Emas Digital Nasabah	Gr	8,683.0000000000 gr	
Saldo Emas Digital Pedagang	Gr	52,412.2380952381 gr	
Ratio			
Cash vs Total Collateral	%	0.15588464536243% Tidak boleh melebihi 30%	
Saldo Emas Digital Pedagang	Gr	52,412.2380952381 gr Tidak boleh dibawah 2,500.0000000000 Gr	

Contoh report status trader dengan format pdf.

INDONESIA CLEARING HOUSE		PT INDONESIA CLEARING HOUSE	
Status Trader: Trader Demo			
Statement per tanggal 05 Aug 2024 23:59:59			
Description	UOM	Nilai	
Saldo Kas			
Kas	IDR	100,000,000.0000000000	
Setara Emas	Gr	95.2380952381 gr	
Emas Fisik	Gr	61,000.0000000000 gr	
Total Emas Digital	Gr	61,095.2380952381 gr	
Saldo Emas Digital Nasabah	Gr	8,683.0000000000 gr	
Saldo Emas Digital Pedagang	Gr	52,412.2380952381 gr	
Ratio			
Cash vs Total Collateral	%	0.15588464536243% Tidak boleh melebihi 30%	
Saldo Emas Digital Pedagang	Gr	52,412.2380952381 gr Tidak boleh dibawah 2,500.0000000000 Gr	

4.3 Trade History Report

Halaman ini menampilkan laporan riwayat transaksi yang sudah proses EOD (Tidak menampilkan running registration/today).

Untuk menampilkan laporan, pilih daterange dan type lalu klik tombol apply.

The screenshot shows the 'Trade History Report' page. At the top, there is a date range selector set to '20/08/2024 - 26/08/2024' and a type selector set to '-- All Type --'. Below these is a calendar view for August 2024. A red arrow points to the 'Apply' button located below the calendar. To the right of the calendar, there are summary statistics for 'Minting (gr)', 'Transfer In (gr)', 'Transfer Out (gr)', and 'Last Price (Rp)'. Below the calendar is a table of trade entries with columns: TIME, CUSTOMER ID, TRADE ID, TYPE, AMOUNT (GRAM), PRICE (IDR), VALUE (IDR), STATUS, NOTE, and POSTED AT. The table shows four entries from August 19th to 22nd, 2024.

TIME	CUSTOMER ID	TRADE ID	TYPE	AMOUNT (GRAM)	PRICE (IDR)	VALUE (IDR)	STATUS	NOTE	POSTED AT
19 Aug 2024 14:26:00	CUSTOMERXX	TRADE-1XX234	Buy	1000,000000000	1,000,000.00	1,000,000,000.00	Success		2024-08-20 11:01:02
19 Aug 2024 14:26:00	CUSTOMERXX	TRADE-1XX2345	Buy	1,560,000,000.00	1,000,000.00	1,560,000,000.00	Success		2024-08-20 16:11:02
22 Aug 2024 11:03:00	CUSTOMERXX	TRD1233	Buy	1,560,000,000.00	1,000,000.00	1,560,000,000.00	Success		2024-08-22 11:17:08
22 Aug 2024 11:03:00	CUSTOMERXX	TRD1Xa	Sell	-0,700,000,000.00	1,000,000.00	700,000,000.00	Success		2024-08-22 11:17:23

Halaman akan menampilkan data sesuai daterange yang sudah di pilih.

The screenshot shows the 'Trade History Report' page after filtering. The date range is '20/08/2024 - 26/08/2024' and the type is 'Buy'. The summary statistics are updated: 'Minting (gr)' is 0, 'Transfer In (gr)' is 0, and 'Last Price (Rp)' is 1,000,000.00. The table of trade entries now shows only three entries, all of which are 'Buy' transactions from August 19th and 22nd, 2024.

TIME	CUSTOMER ID	TRADE ID	TYPE	AMOUNT (GRAM)	PRICE (IDR)	VALUE (IDR)	STATUS	NOTE	POSTED AT
19 Aug 2024 14:26:00	CUSTOMERXX	TRADE-1XX234	Buy	1000,000000000	1,000,000.00	1,000,000,000.00	Success		2024-08-20 11:01:02
19 Aug 2024 14:26:00	CUSTOMERXX	TRADE-1XX2345	Buy	1,560,000,000.00	1,000,000.00	1,560,000,000.00	Success		2024-08-20 16:11:02
22 Aug 2024 11:03:00	CUSTOMERXX	TRD1233	Buy	1,560,000,000.00	1,000,000.00	1,560,000,000.00	Success		2024-08-22 11:17:08

Untuk mengunduh report trade history report dengan format excel atau pdf dapat mengklik tombol download dan pilih format yang diinginkan.

Contoh report status trader dengan format excel.

TIME	CUSTOMER ID	TRADE ID	TYPE	AMOUNT (GRAM)	PRICE (IDR)	VALUE (IDR)	STATUS	NOTE	POSTED AT
19 Aug 2024 14:26:00	CUSTOMERXX	TRADE-1XX234	Buy	1000.0000000000	1,000,000.00	1,000,000,000.00	Success		2024-08-20 11:01:02
19 Aug 2024 14:26:00	CUSTOMERXX	TRADE-1XX2345	Buy	1560.0000000000	1,000,000.00	1,560,000,000.00	Success		2024-08-20 16:11:02
22 Aug 2024 11:03:00	CUSTOMERXX	TRD1233	Buy	1560.0000000000	1,000,000.00	1,560,000,000.00	Success		2024-08-22 11:17:08

Contoh report status trader dengan format pdf.



PT INDONESIA CLEARING HOUSE
 Trade Report Trader Demo
 Statement per tanggal 16 Aug 2024 - 22 Aug 2024

Buy (Gr)	Sell (Gr)	Minting (Gr)	Transfer In (Gr)	Transfer Out (Gr)
184,554.1200000000	-50,010.7000000000	0.0000000000	0.0000000000	0.0000000000
Highest Price (Rp)	Lowest Price (Rp)	Last Price (Rp)		
1.000.000,00	1.000.000,00	1.000.000,00		

Detail Trade

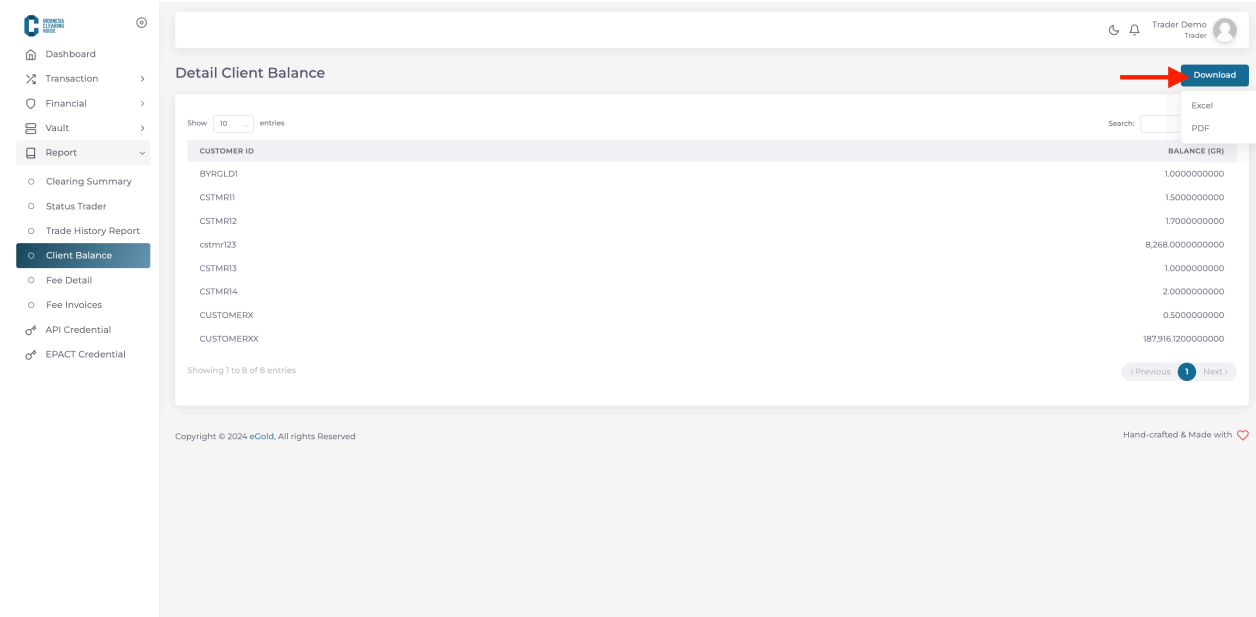
Time	Customer ID	Trade ID	Type	Amount (Gr)	Price (Rp)	Value (Rp)	Status	Note	Posted At
2024-08-22 11:03:00	CUSTOMERXX	TRD1Xa	Sell	-0.7000000000	1000000.00	700000.000000000000	success		2024-08-22 11:17:23
2024-08-22 11:03:00	CUSTOMERXX	TRD1233	Buy	1.5600000000	1000000.00	1560000.000000000000	success		2024-08-22 11:17:08
2024-08-19 14:26:00	CUSTOMERXX	TRADE-1XX2345	Buy	1.5600000000	1000000.00	1560000.000000000000	success		2024-08-20 16:11:02
2024-08-19 14:26:00	CUSTOMERXX	TRADE-1XX234	Buy	1000.0000000000	1000000.00	1000000000.000000000000	success		2024-08-20 11:01:02
2024-08-19 14:26:00	CUSTOMERXX	TRADE-1XX23	Buy	16000.0000000000	1000000.00	16000000000.000000000000	success		2024-08-19 15:49:36
2024-08-19 14:26:00	CUSTOMERXX	TRADE-1XX2	Buy	1.0000000000	1000000.00	1000000.000000000000	success		2024-08-19 15:39:04
2024-08-19 14:26:00	CUSTOMERXX	TRADE-1XX	Buy	650.0000000000	1000000.00	650000000.000000000000	success		2024-08-19

4.4 Client Balance


Halaman ini menampilkan detail saldo masing-masing nasabah dari pedagang yang bersangkutan yang dihitung secara akumulasi setelah proses EOD.

Untuk melakukan pencarian data, dapat menginputkan keyword pada kolom pencarian.

Data detail client balance dapat di unduh dengan format excel atau pdf. Untuk dapat mengunduh data, klik tombol download lalu pilih format yang akan digunakan.



Contoh report detail client balance dengan format excel.

	A	B	C	D	E	F
1						
2	PT INDONESIA CLEARING HOUSE					
3	Laporan Stock Emas Nasabah Trader Demo					
4	Statement per tanggal 22 Aug 2024					
5						
6		Saldo Emas				
7	Customer ID		Balance (Gr)			
8	CSTM11	▶	1.5000000000			
9	CSTM12	▶	1.7000000000			
10	cstm123	▶	8268.0000000000			
11	CSTM13	▶	1.0000000000			
12	CSTM14	▶	2.0000000000			
13	CUSTOMERXX	▶	187915.4200000000			
14	Total	▶	196189.6200000000			
15						
16						
17						

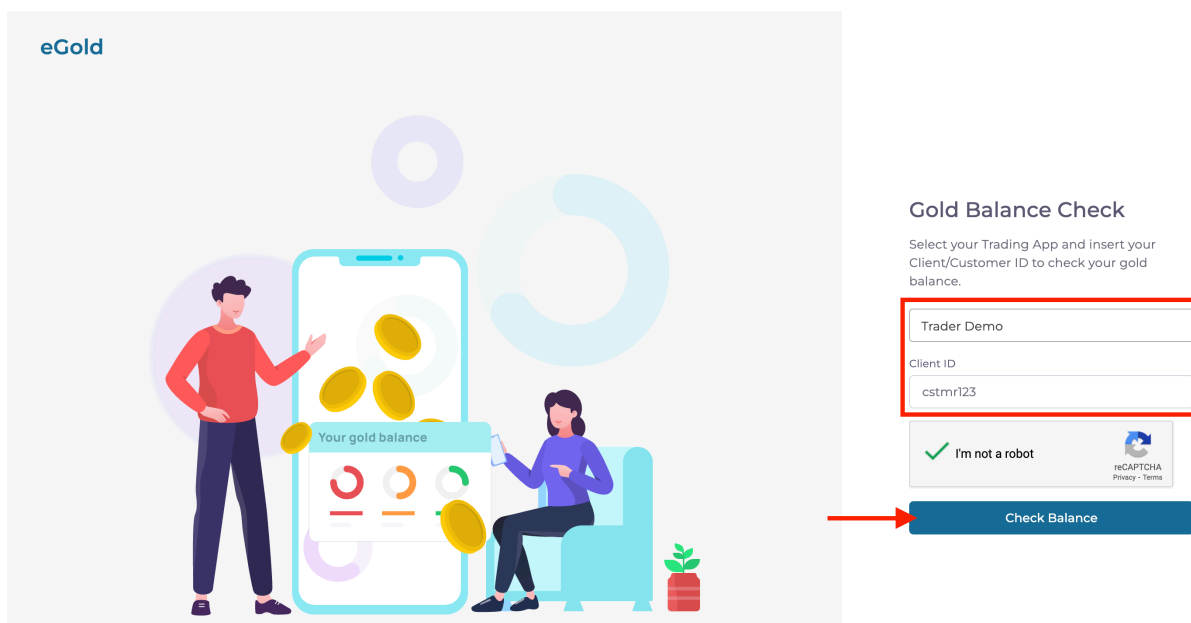
Contoh report detail client balance dengan format pdf.




PT INDONESIA CLEARING HOUSE
Laporan Stock Emas Nasabah Trader Demo
Statement per tanggal 22 Aug 2024

Customer ID	Saldo Emas	Balance (Gr)
CSTMR11		1.5000000000
CSTMR12		1.7000000000
cstmr123		8,268.0000000000
CSTMR13		1.0000000000
CSTMR14		2.0000000000
CUSTOMERXX		187,915.4200000000
Total		196,189.6200000000

Nasabah juga dapat melakukan pengecekan saldo emas pada website ICH menu E-Gold <https://digitalgold.ich.co.id/balance-check> dengan memilih nama trader pada dropdown dan input client ID lalu klik tombol check balance.



Halaman akan menampilkan saldo emas nasabah.



Gold Balance Check

This is your gold balance information.

Trader Name	Trader Demo
Client ID	cstm123
Gold Balance	8,268.0000000000 gr

[Go back to previous page](#)

4.5 Fee Detail

Halaman ini menampilkan biaya transaksi yang dikenakan kepada pedagang atas registrasi transaksi selama satu bulan berjalan. Untuk menampilkan data biaya transaksi secara detail, klik menu fee detail lalu akan muncul pop up fee detail. Pilih bulan dan tahun yang diinginkan lalu klik tombol view report.

A screenshot of the eGold dashboard. The dashboard includes a sidebar menu with options like Dashboard, Transaction, Financial, Vault, Report, Clearing Summary, Status Trader, Trade History Report, Client Balance, Fee Detail, Fee Invoices, API Credential, and EPACT Credential. The main area shows a "Dashboard" with four summary cards: Physical Gold (161,000,000,000,000 gr), Cash Collateral (53,600,000,000.00 IDR), Total Underlying (199,176.6381766382 gr), and Client Balance (195,187.2000000000 gr). Below this is a "Gold Price History" chart showing ICH Gold Price from May 2022 to August 2024. A "Fee Detail" pop-up window is overlaid on the chart, showing a "Report Month Range" selector with "July" and "2024" selected, and a "View Report" button highlighted with a red arrow. The current price is shown as Rp 1,404,000.00.

Data fee detail akan tampil seperti berikut.

Fee Detail

Statement per tanggal 2024-07-01 To 2024-07-31

Trader Name	Date	Transaction Value	Charge Fee
PT MULIA EMAS	2024-07-01	7,857,200,000.00	26,143,000.00
Sum Charge Fee			26,143,000.00
Fee After Discount			26,143,000.00
Tax Amount			2,875,730.00
Total Amount Payabale (Charge Fee)			29,018,730.00

Copyright © 2024 eGold. All rights Reserved. Hand-crafted & Made with ❤️

Untuk mengunduh fee detail dengan format excel atau pdf dapat mengklik tombol download dan pilih format yang diinginkan.

Fee Detail

Statement per tanggal 2024-07-01 To 2024-07-31

Trader Name	Date	Transaction Value	Charge Fee
PT MULIA EMAS	2024-07-01	7,857,200,000.00	26,143,000.00
Sum Charge Fee			26,143,000.00
Fee After Discount			26,143,000.00
Tax Amount			2,875,730.00
Total Amount Payabale (Charge Fee)			29,018,730.00

Copyright © 2024 eGold. All rights Reserved. Hand-crafted & Made with ❤️

Contoh data report dengan format excel.



PT INDONESIA CLEARING HOUSE
Fee Detail
Statement per tanggal 2024-07-01 To 2024-08-09

Trader Name	Date	Transaction Value	Charge Fee
PT MULIA EMAS	2024-07-01	7.857.200.000,00	26.143.000,00
Sum Charge Fee			26.143.000,00
Fee After Discount			26.143.000,00
Tax Amount			2.875.730,00
Total Amount Payabale (Charge Fee)			29.018.730,00

Contoh data report dengan format pdf.

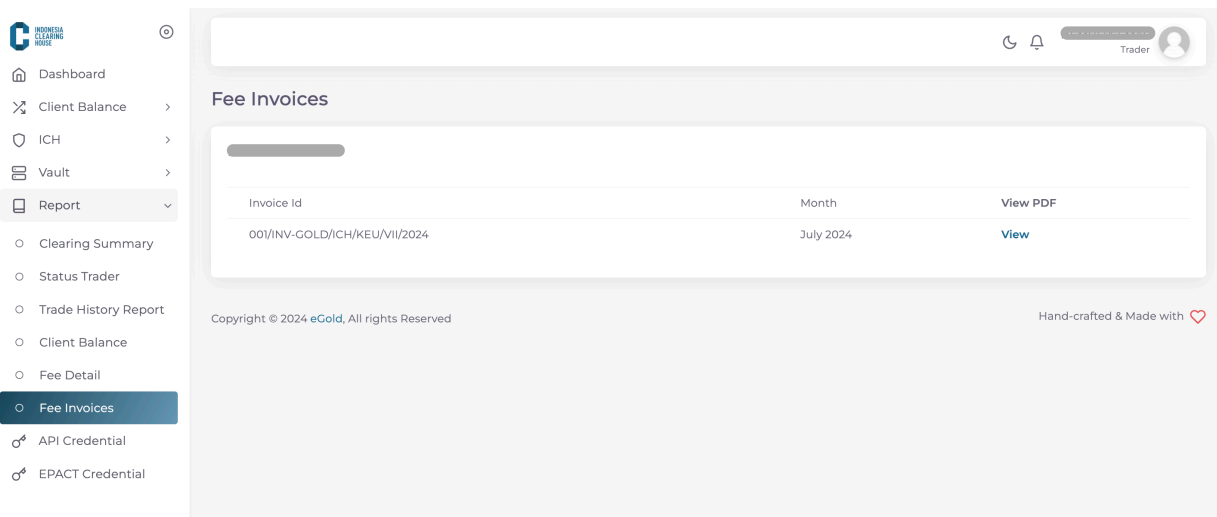


PT INDONESIA CLEARING HOUSE
Fee Detail
Statement per tanggal 2024-07-01 To 2024-08-09

Trader Name	Date	Transaction Value	Charge Fee
PT MULIA EMAS	2024-07-01	7.857.200.000,00	26.143.000,00
Sum Charge Fee			26.143.000,00
Fee After Discount			26.143.000,00
Tax Amount			2.875.730,00
Total Amount Payabale (Charge Fee)			29.018.730,00

4.6 Fee Invoices

Halaman ini digunakan untuk menampilkan biaya tagihan transaksi perbulan.



Fee Invoices

Invoice Id	Month	View PDF
001/INV-GOLD/ICH/KEU/VI/2024	July 2024	View

Copyright © 2024 eGold, All rights Reserved. Hand-crafted & Made with ❤️

Untuk melihat detail tagihan transaksi, pilih invoice lalu klik action view

The screenshot shows the 'Fee Invoices' section of the eGold interface. On the left is a navigation menu with 'Report' expanded and 'Fee Invoices' selected. The main content area displays a table with the following data:

Invoice Id	Month	Action
001/INV-GOLD/ICH/KEU/VII/2024	July 2024	View PDF

A red arrow points to the 'View PDF' link. Below the table, there is a copyright notice: 'Copyright © 2024 eGold, All rights Reserved' and a note: 'Hand-crafted & Made with ❤️'.

Detail invoice akan tampil seperti berikut.

The screenshot shows the 'Invoice' detail page. The page title is 'Invoice' and there is a 'Download' button. The invoice details are as follows:

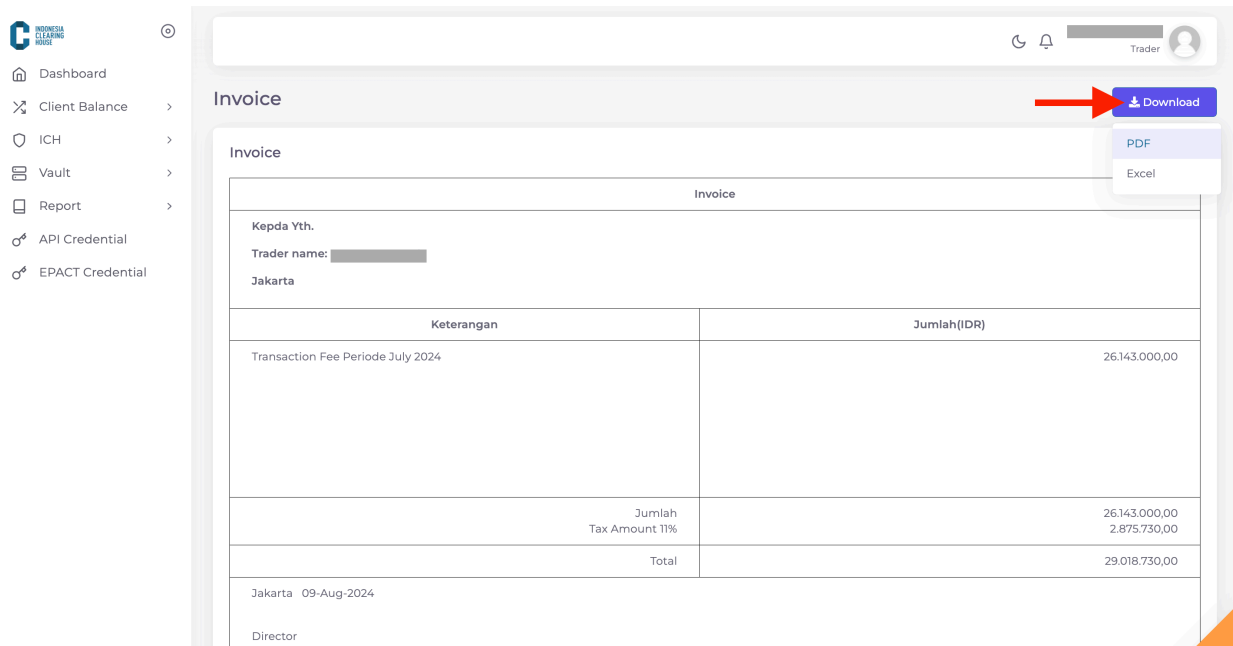
Invoice

Kepda Yth.
Trader name: [Redacted]
Jakarta

Keterangan	Jumlah(IDR)
Transaction Fee Periode July 2024	26.143.000,00
Jumlah	26.143.000,00
Tax Amount 11%	2.875.730,00
Total	29.018.730,00

Jakarta 09-Aug-2024
Director

Untuk mengunduh invoice dengan format excel atau pdf dapat mengklik tombol download dan pilih format yang diinginkan.



Contoh invoice dengan format excel.

PT INDONESIA CLEARING HOUSE	
Invoice	
Invoice	
Kepda Yth.	
Keterangan	Jumlah(IDR)
Transaction Fee Periode July 2024	26.143.000,00
Jumlah	26.143.000,00
Tax Amount 11%	2.875.730,00
Total	29.018.730,00
Jakarta 23-Aug-2024	
Director	
Dilah Pratiwi Prihandani	

Contoh invoice dengan format pdf.



PT INDONESIA CLEARING HOUSE

Invoice

Invoice	
001/INV-GOLD/ICH/KEU/VII/2024	
Kepda Yth.	
Trader name: PT MULIA EMAS	
Jakarta	
Keterangan	Jumlah(IDR)
Transaction Fee Periode July 2024	26.143.000,00
Jumlah	26.143.000,00
Tax Amount 11%	2.875.730,00
Total	29.018.730,00
Jakarta 23-Aug-2024	
Director	
Dijah Pratiwi Prihandani	

5. API Credential

Halaman ini digunakan untuk melihat kredensial yang digunakan oleh sistem pedagang.

API Credentials

Access Keys

This is your **Sandbox Credential**, you need this Client Key & Secret Key to communicate with Sandbox API.

Client Key
fa4927cc-8a05-468d-b907-6c6ce93af4b6

Secret Key
52bd5b0c-7467-4d03-8f38-1ee43a8322e9

[Click Here](#) to read API Documentation.

Contact us if there is an urgent need that requires the credential to be regenerated.

Copyright © 2024 eGold, All rights Reserved. Hand-crafted & Made with ❤️

6. Epact Credential

Halaman ini digunakan untuk menyambungkan akun E-Gold ke epact services. Untuk menyambungkan akun dapat melakukan input data pada Email dan Password. Lalu klik tombol test & save credential.

The screenshot shows the 'EPACT Credentials' page in a web application. On the left is a sidebar menu with items: Dashboard, Client Balance, ICH, Vault, Report, API Credential, and EPACT Credential (highlighted). The main content area has a header 'EPACT Credentials' and a sub-header 'EPACT Services'. Below this is a message: 'EPACT API Credential not saved, fill the form below to set credential.' There are two input fields: 'Email' with the value 'test@icdx.co.id' and 'Password' with masked characters. A blue button labeled 'Test & Save Credential' is at the bottom of the form, with a red arrow pointing to it. The footer contains 'Copyright © 2024 eGold, All rights Reserved' and 'Hand-crafted & Made with ❤️'.

Halaman akan memberitahu bahwa epact credential telah tersimpan dan telah tersambung dengan aplikasi Epact.

The screenshot shows the 'EPACT Credentials' page after successful saving. The sidebar menu is the same. The main content area has a green success message: 'EPACT Credential saved, Click Here to sync Gold Balance with EPACT API.' Below this is a green button labeled 'Update Credential'. The text 'Last sync: 2024-08-01 14:08:42' is visible. The footer contains 'Copyright © 2024 eGold, All rights Reserved' and 'Hand-crafted & Made with ❤️'.

7. Notification

Halaman ini digunakan untuk memberikan informasi status saldo emas dengan mengklik icon lonceng. Jika saldo emas sudah melewati batas ketentuan maka akan muncul notifikasi untuk melakukan top up saldo emas, berikut tampilan saldo emas melewati batas.

The screenshot displays the dashboard of the Indonesia Clearing House. On the left is a navigation menu with options: Dashboard, Transaction, Financial, Vault, Report, API Credential, and EPACT Credential. The main dashboard area shows four key metrics: Physical Gold (161,000,000,000,000 gr), Cash Collateral (53,600,000,000,000 IDR), Client Balance (195,187,200,000,000,000 gr), and Free Underlying (3,989,438,176,638,2 gr). Below these is a 'Gold Price History' chart for ICH Gold Price, showing a range from IDR 1,300,000 to IDR 1,500,000. A 'Notifications' pop-up window is open, listing three alerts: 'Saldo emas melewati batas' (highlighted with a red box), 'Saldo emas mendekati batas', and another 'Saldo emas melewati batas'. A 'Read All' button is at the bottom of the notifications list.

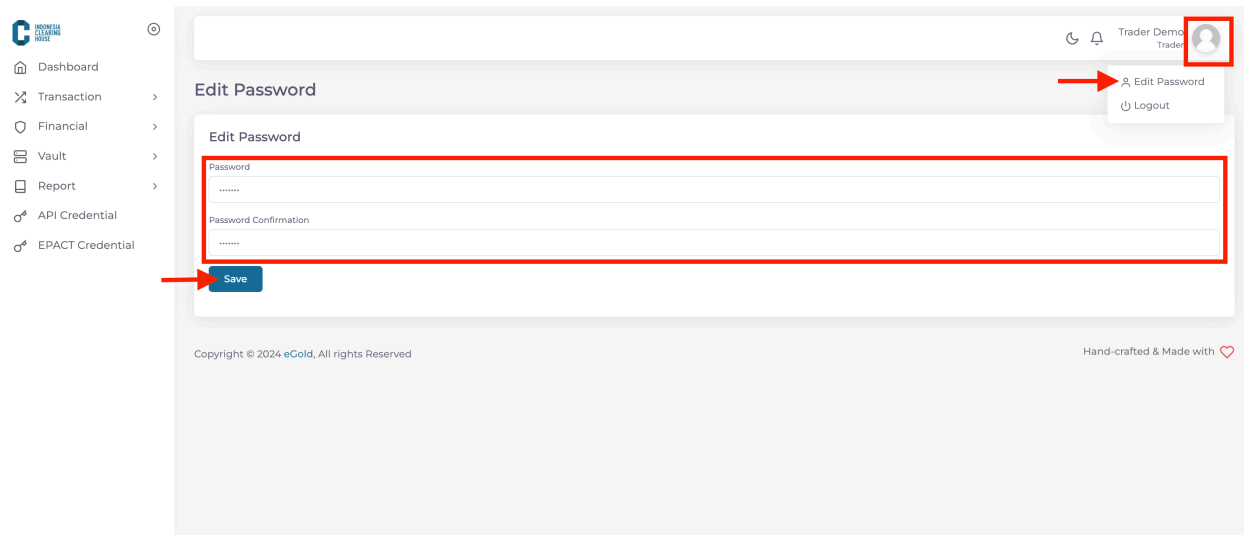
Jika saldo emas sudah mendekati batas ketentuan maka akan muncul notifikasi untuk melakukan penambahan emas fisik, berikut tampilan saldo emas melewati batas.

This screenshot is identical to the one above, showing the same dashboard layout and metrics. However, the 'Notifications' pop-up window now highlights the 'Saldo emas mendekati batas' notification with a red box, indicating that the gold balance is approaching the specified limit.

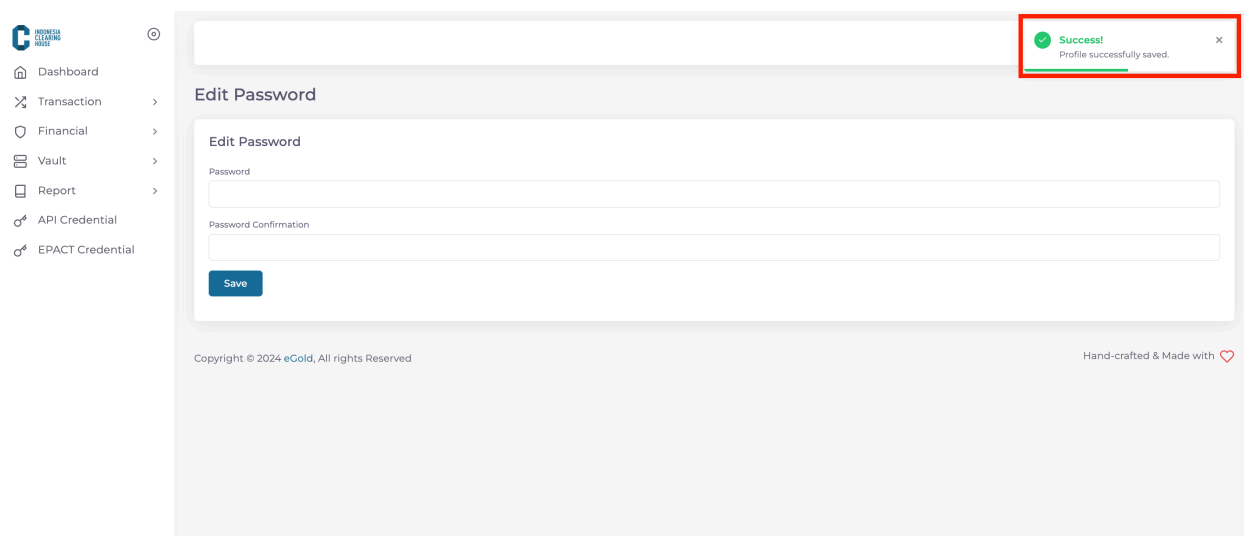
8. Profile

8.1 Edit Password

Untuk mengubah password, user dapat menginput password baru dan konfirmasi password baru pada halaman edit password yang berada pada menu profile lalu klik tombol save.

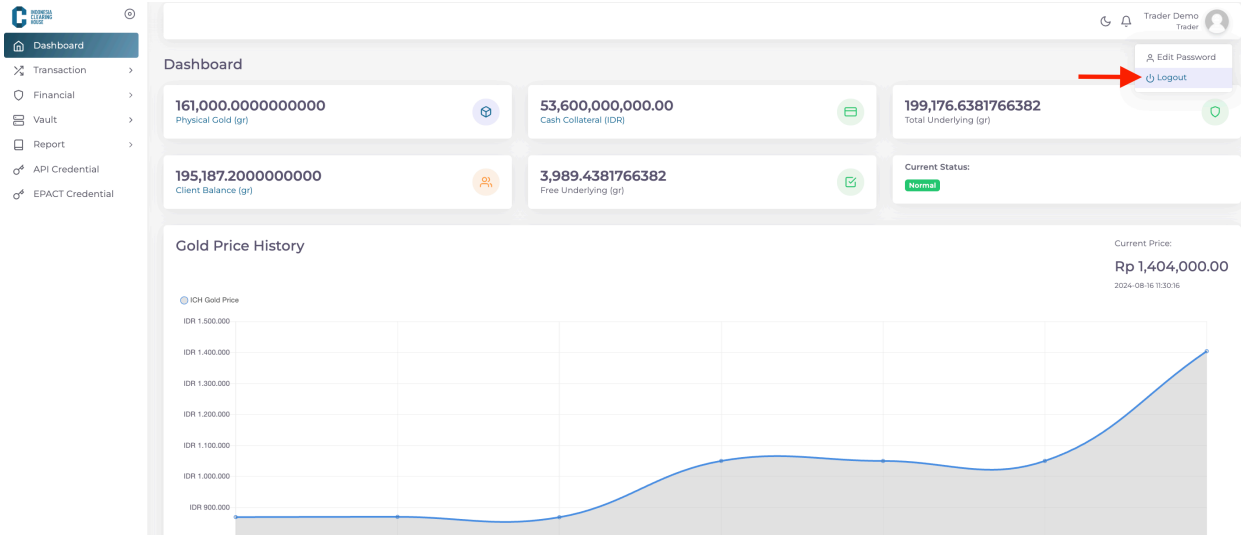


Setelah klik save akan muncul pop up success. Dan lakukan login ulang dengan password baru.



8.2 Logout

Halaman ini digunakan untuk keluar dari aplikasi E-Gold. Untuk keluar dari aplikasi klik menu profile lalu klik tombol logout.



The screenshot displays the E-Gold dashboard interface. On the left, a navigation menu includes options like Dashboard, Transaction, Financial, Vault, Report, API Credential, and EPACT Credential. The main dashboard area shows several key metrics: Physical Gold (161,000,000,000,000 gr), Cash Collateral (53,600,000,000.00 IDR), Total Underlying (199,176.6381766382 gr), Client Balance (195,187.2000000000 gr), and Free Underlying (3,989.4381766382 gr). A 'Current Status' indicator shows 'Normal'. Below these metrics is a 'Gold Price History' chart showing a price trend from approximately IDR 900,000 to IDR 1,400,000. The current price is listed as Rp 1,404,000.00 as of 2024-08-16 11:30:16. In the top right corner, a user profile dropdown menu is open, showing 'Trader Demo Trader' and a 'Logout' button, which is highlighted by a red arrow.

